



2025-2026

Year 9 Cycle 2

100% Book

Name:

Tutor group:

Your 100% book and knowledge organisers

Knowledge organisers contain **critical** knowledge you must know. This will help you recap, revisit and revise what you have learnt in lessons in order to remember this knowledge for the long-term.

Students remember 50% more when they test themselves after learning.

You must have this 100% book for **every** lesson – it is part of your equipment.

You must keep your 100% books (even after you have finished the cycle or the year).

How do I use my 100% book for self-quizzing?



1) Write today's date and the title from the knowledge organiser and underline with a ruler



2) Write out the keywords leaving two lines between each word



3) Cover the definitions apart from the first: read it, cover it, say it in your head, check it



4) If you got it right, move on and quiz yourself on the rest in your head, one by one



5) Cover up all the definitions and write them out from memory



6) Check your answers using green pen

- Tick any definitions which are correct
- Correct any definitions not completely correct



Correcting spelling, punctuation and grammar

Your work will be marked across all subjects to help you improve your literacy. This is the code that will be used.

| Correcting your spelling, punctuation and grammar | |
|---|---|
| Sp + underlined word | The underlined word is spelt incorrectly. Look, cover, write then check. Do this at least three times so you spell it correctly. |
| A circle around part of a word or a space | Your punctuation is incorrect, or something is missing (including capital letters). |
| ? + wobbly line | You haven't explained your ideas clearly enough. |
| / | You need to start a new sentence here. Remember: full stop, capital letter. |
| // | You need to start a new paragraph here. Remember: new paragraphs for time, place, topic, person (TiPToP). |
| ^ | A word is missing where the arrow is pointing. |



Year 9 – Cycle 1 – Art & Design

| | | |
|----|----------------------------|--|
| 1 | Urban landscape | A genre of art that depicts the energy and atmosphere of cities |
| 2 | Perspective | The representation of three-dimensional objects or spaces in two dimensional artworks |
| 3 | Cityscape | The appearance of a city or urban area |
| 4 | Cartography | The science or practice of drawing maps. |
| 5 | Motif | A recurring fragment, theme or pattern that appears in a work of art |
| 6 | Mark making | Describes the different lines, dots, marks, patterns, and textures we create in an artwork |
| 7 | Architectural illustration | The art of creating visual representations of buildings and other structures. |
| 8 | Skyline | The outline or shape viewed near the horizon |
| 9 | Texture | The property, sensation and feel of the objects through sense of touch and vision. |
| 10 | Facade | The exterior wall or face of a building |
| 11 | Media | The type of material that has been used to create the piece of art |
| 12 | Monochromatic | Art created using only black, white, and grey, or using only one colour |

Year 9 – Cycle 2 – Art & Design

| | | |
|----|--------------------|--|
| 1 | Context | All of the things that might have influenced the artwork or the maker |
| 2 | Artist's intention | The decisions made by an artist to communicate a deeper meaning through their work |
| 3 | Contemporary Art | The art of today, produced in the second half of the 20th century or in the 21st century |
| 4 | Narrative | The story behind an artwork using the power of the visual imagery |
| 5 | Appropriation | The practice of artists using pre-existing objects or images in their art with little transformation of the original |
| 6 | Translation | An artist recreating an existing artwork using different media from the original |
| 7 | Auto-biographical | Artwork expressing something about the artist's life |
| 8 | Subjectivity | Used to explain how different people can respond to a work of art in different ways |
| 9 | Expressive | Effectively conveying meaning or a feeling through mark-making |
| 10 | Emotive | A work of art that effectively expresses an artist's feelings and inspires an emotional response from the viewer |
| 11 | Cathartic | Providing psychological relief through the open expression of strong emotions |
| 12 | Minimalism | An art movement from the 1960s characterised by extreme simplicity of form using simple geometric shapes |

Year 9 – Cycle 2 – Drama

| | | |
|----|--------------------|--|
| 1 | Stimulus | Starting point for creating theatre; in this topic the play 'The Jungle' |
| 2 | Devising | Creating an original piece of theatre |
| 2 | Subtext | The underlying meaning of the spoken word or movements. |
| 3 | Theme | A main idea that runs throughout the story |
| 4 | Artistic intention | The target audience, the director's interpretation and overall ideas of the play |
| 5 | Style | The way in which a play is performed: naturalistic, epic, physical, musical |
| 6 | Aims | What the character wants in the scene |
| 7 | Objectives | What the character wants to achieve with each sentence |
| 8 | Theatre roles | The different jobs and responsibilities in the theatre |
| 9 | Physical skills | Any acting skill involving the voice |
| 10 | Vocal skills | Any acting skill involving the body |
| 11 | Props | Objects used on stage or screen by actors |
| 12 | Setting | Scenery and other props used to identify the location of the production or scene |

Year 9 – Cycle 1 – Design and Technology

| | | |
|----|----------------------------------|---|
| 1 | CAD (Computer Aided Design) | Digital software used to create 2D and 3D models and drawings |
| 2 | CAM (Computer Aided Manufacture) | The use of software and computer-controlled machinery for manufacture |
| 3 | Filament | A thin piece of plastic fed through a 3D printer to be melted |
| 4 | 3D printing | The process of 3D modelling using a machine with layers of filament |
| 5 | Support material | Extra material built around your model to hold it in place during 3D printing |
| 6 | Prototype | A physical model used to present your final design |
| 7 | Software | A program that runs on a computer |
| 8 | Shapr3D | A CAD software used to build 3D models |
| 9 | Extrude | A software tool used to push a 2D surface into a 3D shape |
| 10 | Fillet | Adding a curved surface to a corner |
| 11 | Export | To convert a file into a different format |
| 12 | STL file | The surface geometry of a 3D object without any representation of colour |

Year 9 – Cycle 2 – Design & Technology

| | | |
|----|-------------------------------------|--|
| 1 | Inclusive design | A design that considers usage to ensure as many people as possible can access it |
| 2 | Graphics | An image or visual representation of an object |
| 3 | Application (app) | A piece of software designed for a particular purpose that you can download onto a device |
| 4 | Adobe Illustrator | Software used to create visual graphics |
| 5 | Dashboard | A visual display of all of your data |
| 6 | User mapping | A method of visualising the end-to-end user experience |
| 7 | Pain points | Identifying areas where a user has experienced difficulty |
| 8 | Icon | A symbol that represents an application, function or concept |
| 9 | Prototype | A physical model used to present your final design |
| 10 | Typeface | A set of characters of the same design including letters, numbers, punctuation and symbols |
| 11 | Composition | The placement or arrangement of visual elements |
| 12 | PNG file (Portable Network Graphic) | An image format used to save graphics |

Year 9 – Cycle 2 – English – Language of Persuasion: Non-fiction writing

| | | |
|----|-------------------|--|
| 1 | Anecdote | A short, interesting story about a real incident or person |
| 2 | Personification | Giving human qualities (like feelings, actions, or thoughts) to non-human things such as objects, animals, or ideas. |
| 3 | Metaphor | A figure of speech in which a word, object or idea is used in place of another to suggest a likeness |
| 4 | Simile | A figure of speech involving the comparison of one thing with another using 'like' or 'as' |
| 5 | Tone | The general mood or atmosphere in a text |
| 6 | Repetition | Saying again something that has already been said or written |
| 7 | Perspective | The viewpoint or angle from which something is told or understood. |
| 8 | Headline | A short title at the top of an article that tells you what it's about. |
| 9 | Anaphora | The repetition of the same word or phrase at the beginning of several lines or sentences. |
| 10 | Extended metaphor | A comparison between two things that continues throughout a long passage or the whole text. |
| 11 | Speaker | The voice or person who is telling the text (not always the author). |
| 12 | Hyperbole | The use of exaggerated terms for emphasis |

Year 9 – Cycle 2 – French

A: Verbs and structures

| | | |
|----|----------------------------------|-------------------------------|
| 1 | The most serious problem is | le problème le plus grave est |
| 2 | It's necessary to recycle | il faut recycler |
| 3 | We must reuse | on doit réutiliser |
| 4 | It's necessary to avoid | il faut éviter |
| 5 | We must save | on doit économiser |
| 6 | I used to recycle | je recyclais |
| 7 | I used to save | j'économisais |
| 8 | In order to help the environment | afin d'aider l'environnement |
| 9 | I try to | j'essaie de |
| 10 | I will recycle | je recyclerai |
| 11 | I will use | j'utiliserai |
| 12 | I have the right | j'ai le droit |
| 13 | I don't have the right | je n'ai pas le droit |
| 14 | To have access to water | avoir accès à l'eau |
| 15 | To be protected | être protégé |
| 16 | I intend to | j'ai l'intention de |
| 17 | I want to | je veux |
| 18 | To help others | aider les autres |
| 19 | To do volunteering | faire du travail bénévole |
| 20 | To fight injustice | combattre l'injustice |
| 21 | To give money | donner de l'argent |
| 22 | We go | on va |

| | | |
|----|------------------|----------------------|
| 23 | We celebrate | on fête |
| 24 | We give presents | on offre des cadeaux |
| 25 | I went | je suis allé |
| 26 | We ate | on a mangé |
| 27 | There was | il y avait |
| 28 | It was | c'était |

B: Vocabulary

| | | |
|----|------------------|--------------------------------|
| 1 | Global warming | le réchauffement de la planète |
| 2 | Public transport | le transport en commun |
| 3 | Climate change | le changement climatique |
| 4 | Traffic | la circulation |
| 5 | Rubbish | les déchets |
| 6 | Plastic bags | les sacs en plastique |
| 7 | A bike | un vélo |
| 8 | Worrying | inquiétant |
| 9 | Noisy | bruyant |
| 10 | Instead of | au lieu de |
| 11 | Before | avant |
| 12 | Currently | actuellement |
| 13 | A charity | une association caritative |
| 14 | New year's eve | la Saint-Sylvestre |
| 15 | Christmas | Noël |
| 16 | Fireworks | les feux d'artifices |

| A | Regular verbs: Simple present tense - I do | | | | | | F | * Irregular verbs: Simple present tense | | | | | | | |
|---|--|---------------------|------------------------|-----------------------|----------------------|---------------------|---|---|------------------------------------|---|-----------------------|--|--|---|----------------|
| | er verbs | | ir verbs | | re verbs | | | To be = être | | To have = avoir | | To do = faire | | To go = aller | |
| 1 | I speak | je parle | I finish | je finis | I sell | je vends | 1 | I am | je suis | I have | j'ai | I do | je fais | I go | je vais |
| 2 | You speak | tu parles | You finish | tu finis | You sell | tu vends | 2 | You are | tu es | You go | tu as | You do | tu fais | You go | tu vas |
| 3 | He/she speaks | il/elle parle | He/she finishes | il/elle finit | He/she sells | il/elle vend | 3 | He/she is | il/elle est | He/she goes | il/elle a | He/she does | il/elle fait | He/she goes | il/elle va |
| 4 | We speak | nous parlons | We finish | nous finissons | We sell | nous vendons | 4 | We are | nous sommes | We go | nous avons | We do | nous faisons | We go | nous allons |
| 5 | You all speak | vous parlez | You all finish | vous finissez | You all sell | vous vendez | 5 | You all are | vous êtes | You all go | vous avez | You all do | vous faites | You all go | vous allez |
| 6 | They speak | ils/elles parlent | They finish | ils/elles finissent | They sell | ils/elles vendent | 6 | They are | ils/elles sont | They go | ils/elles ont | They do | ils/elles font | They go | ils/elles vont |
| B | Regular verbs: Simple past tense - I did | | | | | | G | * Irregular verbs: Simple past tense with être | | | | | H | * Irregular verbs: Simple past tense with avoir | |
| | er verbs | | ir verbs | | re verbs | | | To go = aller | | To go out = sortir | | | | | |
| 1 | I spoke | j'ai parlé | I finished | j'ai fini | I sold | j'ai vendu | 1 | I went | je suis allé | I went out | je suis sorti | 1 | I did | j'ai fait | |
| 2 | You spoke | tu as parlé | You finished | tu as fini | You sold | tu as vendu | 2 | You went | tu es allé | You went out | tu es sorti | 2 | I drank | j'ai bu | |
| 3 | He/she spoke | il/elle a parlé | He/she finished | il/elle a fini | He/she sold | il/elle a vendu | 3 | He/she went | il/elle est allé | He/she went out | il/elle est sorti | 3 | I read | j'ai lu | |
| 4 | We spoke | nous avons parlé | We finished | nous avons fini | We sold | nous avons vendu | 4 | We went | nous sommes allés | We went out | nous sommes sortis | 4 | I took | j'ai pris | |
| 5 | You all spoke | vous avez parlé | You all finished | vous avez fini | You all sold | vous avez vendu | 5 | You all went | vous êtes allés | You all went out | vous êtes sortis | 5 | I saw | j'ai vu | |
| 6 | They spoke | ils/elles ont parlé | They finished | ils/elles ont fini | They sold | ils/elles ont vendu | 6 | They went | ils/elles sont allés | They went out | ils/elles sont sortis | 6 | I took | j'ai mis | |
| C | Regular verbs: Imperfect tense - I used to do | | | | | | | J | * Irregular verbs: Imperfect tense | | | K | * Irregular verbs: Simple future tense | | |
| | er verbs | | ir verbs | | re verbs | | | To be = être | | | | To be = être | | | |
| 1 | I used to speak | je parlais | I used to finish | je finissais | I used to sell | je vendais | 1 | I was / used to be | j'étais | | 1 | I will be | je serai | | |
| 2 | You used to speak | tu parlais | You used to finish | tu finissais | You used to sell | tu vendais | 2 | you were / used to be | tu étais | | 2 | You will be | tu seras | | |
| 3 | He/she used to speak | il/elle parlait | He/she used to finish | il/elle finissait | He/she used to sell | il/elle vendait | 3 | he/she was / used to be | il/elle était | | 3 | He/she will be | il/elle sera | | |
| 4 | We used to speak | nous parlions | We used to finish | nous finissions | We used to sell | nous vendions | 4 | we were / used to be | nous étions | | 4 | We will be | nous serons | | |
| 5 | You all used to speak | vous parliez | You all used to finish | vous finissiez | You all used to sell | vous vendiez | 5 | you all were / used to be | vous étiez | | 5 | You all will be | vous serez | | |
| 6 | They used to speak | ils/elles parlaient | They used to finish | ils/elles finissaient | They used to sell | ils/elles vendaient | 6 | they were / used to be | ils/elles étaient | | 6 | They will be | ils/elles seront | | |
| D | Regular verbs: Simple future tense - I will do | | | | | | E | Regular verbs: Near future tense – I am going to do | | | L | * Irregular verbs: Simple future tense | | | |
| | er verbs | | ir verbs | | re verbs | | | er / ir / re verbs | | | | To have = avoir | | | |
| 1 | I will speak | je parlerai | I will finish | je finirai | I will sell | je vendrai | 1 | I am going | je vais | + infinitive verb (__er / __ir / __re) | 1 | I will have | j'aurai | | |
| 2 | You will speak | tu parleras | You used will finish | tu finiras | You will sell | tu vendras | 2 | You are going | tu vas | | 2 | You will have | tu auras | | |
| 3 | He/she will speak | il/elle parlera | He/she will finish | il/elle finira | He/she will sell | il/elle vendra | 3 | He/she is going | il/elle va | | 3 | He/she will have | il/elle aura | | |
| 4 | We will speak | nous parlerons | We will finish | nous finirons | We will sell | nous vendrons | 4 | We are going | nous allons | | 4 | We will have | nous aurons | | |
| 5 | You all will speak | vous parlerez | You all will finish | vous finirez | You all will sell | vous vendrez | 5 | You all are going | vous allez | | 5 | You all will have | vous aurez | | |
| 6 | They will speak | ils/elles parleront | They will finish | ils/elles finiront | They will sell | ils/elles vendront | 6 | They are going | ils/elles vont | | 6 | They will have | ils/elles auront | | |

Year 9 – French – Key Structures

| A: Opinion phrases | | |
|----------------------|-------------------------------|-------------------------------|
| 1 | I believe that | je crois que |
| 2 | I would say that | je dirais que |
| 3 | I think that | je pense que |
| 4 | According to me | selon moi |
| 5 | In my opinion | quant à moi |
| 6 | Frankly | franchement |
| B: Negative opinions | | |
| 1 | It gets on my nerves | ça m'énerve |
| 2 | I'm fed up with | j'en ai marre de |
| 3 | I have some worries regarding | j'ai des soucis par rapport à |
| 4 | What scares me | ce qui me fait peur |
| 5 | What worries me is | ce qui m'inquiète est |
| 6 | I can't stand | je ne supporte pas |
| 7 | I can't stand | j'ai horreur de |
| C: Positive opinions | | |
| 1 | I quite like | j'aime bien |
| 2 | I'm a fan of | je suis fan de |
| 3 | I am passionate about | je suis passionné par |
| 4 | What I like the most is | ce que j'aime le plus est |
| 5 | What I love is | ce que j'adore est |

| D: Positive reasons – present tense | | |
|-------------------------------------|----------------------------------|---------------------------|
| 1 | It makes me laugh | ça me fait rire |
| 2 | It relaxes me | ça me détend |
| 3 | It pleases me | ça me plaît |
| 4 | It helps me to relax | ça m'aide à me reposer |
| 5 | It helps me to forget everything | ça m'aide à tout oublier |
| 6 | It's worth doing | ça vaut la peine de faire |
| 7 | I have fun | je m'amuse |
| E: Negative reasons – present tense | | |
| 1 | It makes me scared | ça me fait peur |
| 2 | It's not worth it | ça ne vaut pas la peine |
| 3 | It worries me | ça m'inquiète |
| 5 | I get bored | je m'ennuie |
| 6 | It tires me | ça me fatigue |
| 7 | It irritates me | ça m'embête |
| F: Positive adjectives | | |
| 1 | Marvellous | merveilleux |
| 2 | Wonderful | formidable |
| 3 | Unbelievable | incroyable |
| 4 | Entertaining | divertissant |
| 5 | Fascinating | fascinant |
| 6 | Exciting | passionnant |
| 7 | Unforgettable | inoubliable |
| 8 | Pleasant | agréable |

| G: Negative Adjectives | | |
|--------------------------|-------------------------|---------------------------------|
| 1 | Boring | monotone |
| 2 | Annoying | pénible |
| 3 | Unpleasant | désagréable |
| 4 | Annoying | énervant |
| 5 | Ridiculous | ridicule |
| 6 | Awful | affreux |
| 7 | Worrying | inquiétant |
| 8 | Tiring | fatigant |
| H: Infinitive structures | | |
| 1 | I want | je veux |
| 2 | I hope | j'espère |
| 3 | I want | j'ai envie de |
| 4 | I would like | j'aimerais |
| 5 | I have the intention to | j'ai l'intention de |
| 6 | I feel like | ça me dit de |
| 7 | I need | j'ai besoin de |
| I: Negatives | | |
| 1 | I don't do | je ne fais pas |
| 2 | I no-longer do | je ne fais plus |
| 3 | I don't do anything | je ne fais rien |
| 4 | I only do | je ne fais que |
| 5 | I never do | je ne fais jamais |
| 6 | There isn't any | il n'y a aucun |
| 7 | There isn't anybody | il n'y a personne |
| 8 | It is not yet | Ce n'est pas encore |

| J: Connectives | | |
|------------------------------|-----------------------|--------------------|
| 1 | Given than | Étant donné que |
| 2 | Despite the fact that | malgré le fait que |
| 3 | On the contrary | au contraire |
| 4 | On the one hand | d'un côté |
| 5 | On the other hand | de l'autre côté |
| 6 | Therefore | du coup |
| 7 | So | donc |
| 8 | Due to | à cause de |
| 9 | In fact | en fait |
| 10 | Since, because | puisque |
| K: Small but important words | | |
| 1 | Even | même |
| 2 | If | si |
| 3 | Except | sauf |
| 4 | Without | sans |
| 5 | Especially | surtout |
| 6 | Everywhere | partout |
| 7 | The majority | la plupart |
| 8 | Instead of | au lieu de |
| 9 | Few / not many | peu |
| L: Time phrases | | |
| 1 | This evening | ce soir |
| 2 | Usually | d'habitude |
| 3 | Sometimes | parfois |
| 4 | Two years ago | il y a deux ans |
| 5 | The next day | le lendemain |
| 6 | Always | toujours |

Year 9 – Cycle 2 – Geography – Our climate emergency

| | | |
|----|----------------------------|--|
| 1 | Climate change | A long-term shift in global or regional climate patterns |
| 2 | Climate emergency | Urgent action to reduce human-caused temperature change |
| 3 | Renewable energy | Energy which won't run out |
| 4 | Non-renewable energy | Energy sources that will eventually run out |
| 5 | Fossil fuels | Energy sources created by decomposed plant matter over millions of years |
| 6 | Nuclear energy | The process of transferring energy through the splitting of the atom |
| 7 | Fracking | The extraction of gas and oil trapped in rock underground |
| 8 | Industrialisation | The large-scale use of factories to produce goods |
| 9 | Greenhouse effect | The process of the sun's warmth being trapped in the atmosphere |
| 10 | Enhanced greenhouse effect | Human activity causes more greenhouse gases to be released, causing global warming |
| 11 | Mitigation | Reducing carbon emissions to try to slow climate change |
| 12 | Adaptation | Dealing with the impacts of climate change |

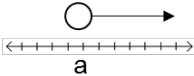
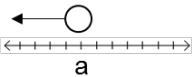
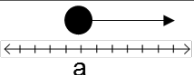
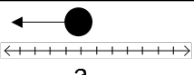
Year 9 – Cycle 2 – History

| | | |
|----|---------------------|---|
| 1 | Treaty | A formal agreement between two or more countries |
| 2 | Appeasement | Pleasing someone by giving them what they want |
| 3 | Fascism | A political system led by a dictator that prioritises the strength of the nation above the welfare of individuals |
| 4 | Ghetto | An overcrowded area where a particular ethnic group are forced to live |
| 5 | Antisemitism | Prejudice against the so called 'Jewish race' |
| 6 | Final Solution | The Nazi policy of exterminating all European Jews |
| 7 | Persecution | Targeting someone based on a protected characteristic, e.g., religion |
| 8 | Concentration camps | Nazi prisons where Jews and other prisoners were forced to work |
| 9 | Extermination camps | Places where Jews and other prisoners were sent to be killed |
| 10 | Holocaust | The mass murder of 6 million Jews in Europe by the Nazis between 1941-1945 |
| 11 | Genocide | The extermination of a particular group of people |
| 12 | Denazification | Process of getting rid of the views of the Nazis from the people of Europe after 1945 |

A: Measurement of 2D shapes

| | | |
|---|-----------|--|
| 1 | Perimeter | The distance around the outside of a 2D object |
| 2 | Area | The amount of space inside a two-dimensional shape |

B: Inequalities

| | | |
|---|---|---|
| 1 |  | $x > a$, greater than a |
| 2 |  | $x < a$, less than a |
| 3 |  | $x \geq a$, greater than or equal to a |
| 4 |  | $x \leq a$, less than or equal to a |

C: Index laws

| | | |
|---|-------------------|--|
| 1 | $a^m \times a^n$ | a^{m+n} for example, $2^5 \times 2^3 = 2^8$ |
| 2 | $a^m \div a^n$ | a^{m-n} for example, $2^5 \div 2^3 = 2^2$ |
| 3 | $(a^m)^n$ | a^{mn} for example, $(2^5)^3 = 2^{15}$ |
| 4 | a^0 | 1 |
| 5 | a^{-n} | $\frac{1}{a^n}$ for example, $3^{-2} = \frac{1}{3^2}$ |
| 6 | $a^{\frac{1}{n}}$ | $\sqrt[n]{a}$ for example, $8^{\frac{1}{3}} = \sqrt[3]{8}$ |

| A | Regular verbs: Simple present tense - I do | | | | | | E | * Irregular verbs - Simple present tense | | | | | | I | Small but Important Words | | | |
|---|--|------------|---------------------|-----------|----------------------|-----------|---|--|----------|--------------|--------------------|---------------|-------------------------------------|----|---------------------------|--------------------|-------------|------------|
| | ar verbs | | er verbs | | ir verbs | | | To be = ser | | To go= ir | | To do = hacer | | | | | | |
| 1 | I speak | hablo | I eat | como | I live | vivo | 1 | I am | soy | I go | voy | I do | hago | 1 | I find it + ADJ | lo encuentro + ADJ | | |
| 2 | You speak | hablas | You eat | comes | You live | vives | 2 | You are | eres | You go | vas | You do | haces | 2 | The good thing | lo bueno | | |
| 3 | He/she speaks | habla | He/she eats | come | He/she lives | vive | 3 | He/she is | es | He/she goes | va | He/she does | hace | 3 | The bad thing | lo malo | | |
| 4 | We speak | hablamos | We eat | comemos | We live | vivimos | 4 | We are | somos | We go | vamos | We do | hacemos | 4 | Is that | es que | | |
| 5 | You all speak | habláis | You all eat | coméis | You all live | vivís | 5 | You all are | sois | You all go | vais | You all do | hacéis | 5 | We can + verb | se puede + INF | | |
| 6 | They speak | hablan | They eat | comen | They live | viven | 6 | They are | son | They go | van | They do | hacen | 6 | When | cuando | | |
| B | Regular verbs: Simple past tense - I did | | | | | | F | * Irregular verbs - Simple past tense | | | | | | 6 | When | cuando | | |
| | ar verbs | | er verbs | | ir verbs | | | To be = ser | | To go= ir | | To do = hacer | | 7 | where | donde | | |
| 1 | I spoke | hablé | I ate | comí | I lived | viví | 1 | I was | fui | I went | fui | I did | hice | 8 | for (time) | desde hace (time) | | |
| 2 | You spoke | hablaste | You ate | comiste | You lived | viviste | 2 | You were | fuiste | You went | fuiste | You did | hiciste | | | | | |
| 3 | He/she spoke | habló | He/she ate | comió | He/she lived | vivió | 3 | He/she was | fue | He/she went | fue | He/she did | hizo | 9 | except | excepto | | |
| 4 | We spoke | hablamos | We ate | comimos | We lived | vivimos | 4 | We were | fuimos | We went | fuimos | We did | hicimos | 10 | sometimes | a veces | | |
| 5 | You all spoke | hablasteis | You all ate | comisteis | You all lived | vivisteis | 5 | You all were | fuisteis | You all went | fuisteis | You all did | hicisteis | 11 | often | a menudo | | |
| 6 | They spoke | hablaron | They ate | comieron | They lived | vivieron | 6 | They were | fueron | They went | fueron | They did | hicieron | 12 | before | antes | | |
| C | Regular verbs: Imperfect past tense – I used to do | | | | | | G | * Irregular verbs - Simple past tense | | | | | | 13 | now | ahora | | |
| | ar verbs | | er verbs | | ir verbs | | | To be = ser | | To go= ir | | | | 15 | currently | actualmente | | |
| 1 | I used to speak | hablaba | I used to eat | comía | I used to live | vivía | 1 | I used to be | | era | I used to go | | iba | 16 | although | aunque | | |
| 2 | You used to speak | hablabas | You used to eat | comías | You used to live | vivías | 2 | You used to be | | eras | You used to go | | ibas | | | | | |
| 3 | He/she used to speak | hablaba | He/she used to eat | comía | He/she used to live | vivía | 3 | S/he used to be | | era | S/he used to go | | iba | 17 | that’s why | así que | | |
| 4 | We used to speak | hablábamos | We used to eat | comíamos | We used to live | vivíamos | 4 | We used to be | | éramos | We used to go | | íbamos | 18 | however | sin embargo | | |
| 5 | You all used to speak | Hablabais | You all used to eat | comíais | You all used to live | vivíais | 5 | You all used to be | | erais | You all used to go | | ibais | 19 | very | muy | | |
| 6 | They used to speak | hablaban | They used to eat | comían | They used to live | vivían | 6 | They used to be | | eran | They used to go | | iban | 20 | A lot | mucho/a | | |
| D | future tense - (regular verbs) | | | | | | H | Near future tense – I am going to do | | | | | | 21 | Too (much) | demasiado/a | | |
| | ar verbs | | er verbs | | ir verbs | | | ar/er/ir verbs | | | | | | | | 22 | More...than | más... que |
| 1 | I will speak | hablaré | I will eat | comeré | I will live | viviré | 1 | I am going | | voy | to | a | Infinitive verb (_ar/ _er/ _ir) | 23 | Less...than | menos... que | | |
| 2 | You will speak | hablarás | You will eat | comerás | You will live | vivirás | 2 | You are going | | vas | | | | | | | | |
| 3 | He/she will speak | hablará | He/she will eat | comerá | He/she will live | vivirá | 3 | He/she is going | | vas | | | | | | | | |
| 4 | We will speak | hablaremos | We will eat | comeremos | We will live | viviremos | 4 | We are going | | vamos | | | | | | | | |
| 5 | You all will speak | hablaréis | You all will eat | comeréis | You all will live | viviréis | 5 | You all are going | | vais | | | | | | | | |
| 6 | They will speak | hablarán | They will eat | comerán | They will live | vivirán | 6 | They are going | | van | | | | | | | | |

| Y10 Spanish - Key Structures F + H | | |
|------------------------------------|---|-----------------|
| A | Verbos Importantes <i>Important Verbs</i> | |
| 1 | To say | decir |
| 2 | To give | dar |
| 3 | To arrive | llegar |
| 4 | To start / begin | empezar |
| 5 | To realise | darse cuenta de |
| 6 | To enjoy | disfrutar |
| 7 | To get / catch | coger |
| 8 | To know | saber |
| 9 | To learn | aprender |
| 10 | To teach | enseñar |
| 11 | To need | necesitar |
| 12 | To return | volver |
| 13 | To continue / follow | seguir |
| 14 | To want / to love | querer |
| 15 | To hear | oir |
| 16 | To look | mirar |
| 17 | To come | venir |
| 18 | To open | abrir |
| 19 | To go down | bajar |
| 20 | To fall | caer |
| 21 | To enter/to go in | entrar |
| 22 | To start/to begin | comenzar |
| 23 | To sit | sentarse |
| 24 | To record | grabar |
| 25 | To shout/scream | gritar |

| B | Estructuras con Infinitive <i>Structures Structures</i> | |
|----|---|-----------------------------|
| 1 | To have just | acabar de + inf |
| 2 | It is necessary | hay que + inf |
| 3 | To have to | tener que + inf |
| 4 | To start | empezar a + inf |
| 5 | We should | deberíamos + inf |
| 6 | To learn to | aprender a + inf |
| 7 | Before/After + verb | antes de / después de + inf |
| 8 | To try | tratar de + inf |
| 9 | I hope | espero + inf |
| 10 | I want | quiero + inf |
| 11 | To stop | dejar de + inf |
| 12 | To be able to | poder + inf |
| 13 | You must | se debe + inf |
| 14 | You can | se puede + inf |
| 15 | I want | tengo ganas de + inf |
| C | Preguntas <i>Question Words</i> | |
| 1 | What | qué |
| 2 | When | cuándo |
| 3 | How | cómo |
| 4 | Which | cuál |
| 5 | Where | dónde |
| 6 | Who | quién |
| 7 | Why | por qué |
| 8 | How much | cuánto |
| 9 | How many | cuántos |
| 10 | At what time | a qué hora |

| D | Verbos Communes <i>Common Verbs</i> | |
|----|--|----------------------------|
| 1 | To do | hacer |
| 2 | I do | hago |
| 3 | You do | haces |
| 4 | They do | hacen |
| 5 | To have | tener |
| 6 | I have | tengo |
| 7 | He / she / it has | tiene |
| 8 | They have | tienen |
| 9 | To go | ir |
| 10 | I go / I'm going | voy |
| 11 | You go | vas |
| 12 | They go | van |
| E | Palabras Pequeñas <i>Small but Important Words</i> | |
| 1 | to have been + -ing + for + time | Desde hace (present tense) |
| 2 | On/on top of/about | Sobre |
| 3 | Mainly/above all | Sobre todo |
| 4 | Almost/nearly* | Casi* |
| 5 | Never ever | jamás |
| 6 | To stop/quit + verb | Dejar de + inf |
| 7 | At least | Al menos |
| 8 | Due to | Debido a |
| 9 | So much | Tanto |
| 10 | Except for | Salvo* |
| 11 | That's why | Por eso |
| 12 | Too much | demasiado |
| 13 | Against | (en) Contra |
| 14 | So, so much | Tan/tanto |
| 15 | At least | Al menos |

| F | Palabras Pequeñas | <i>Small but Important Words</i> |
|----|---------------------|----------------------------------|
| 1 | More and more | cada vez más |
| 2 | Less and less | cada vez menos |
| 3 | Unless | a no ser que |
| 4 | Even | incluso |
| 5 | Instead of | en lugar de / en vez de |
| 6 | Despite | a pesar de |
| 7 | Neither / nor | tampoco |
| 8 | Still / yet | todavía |
| 9 | If | si |
| 10 | Already | ya |
| 11 | Without | sin |
| 12 | Almost | casi |
| 13 | Nobody | nadie |
| 14 | Little/ no | poco |
| 15 | The same | el mismo/ lo mismo |
| 16 | Too / too much | demasiado |
| 17 | Whereas / whilst | mientras que |
| 18 | Less | menos |
| 19 | More | más |
| 20 | Apart from | aparte de |
| 21 | Every/ each | cada |
| 22 | Neither... nor | ni... ni |
| 23 | However | en cambio/ no obstante |
| 24 | Quite /enough | bastante |
| 25 | No longer | ya no |
| 26 | No / not any/ not a | ningún |

Year 9 – Cycle 2 – Spanish

A: Environment – El medioambiente

| | | |
|----|-------------------------------|----------------------------|
| 1 | There is pollution | hay contaminación |
| 2 | There is a lot of rubbish | hay mucha basura |
| 3 | We should | se debería |
| 4 | We can | podemos |
| 5 | To switch off the light | apagar la luz |
| 6 | To clean the streets | limpiar las calles |
| 7 | I will do | haré |
| 8 | I will recycle | reciclaré |
| 9 | I will reuse | reusaré |
| 10 | I will save | ahorraré |
| 11 | I will unplug | desenchufaré |
| 12 | Environmental projects | proyectos medioambientales |
| 13 | Paper | el papel |
| 14 | Glass | el vidrio |
| 15 | Plastic bags | las bolsas de plástico |
| 16 | Electronic devices | los aparatos eléctricos |
| 17 | Before I didn't do much | antes no hacía mucho |
| 18 | As a child I used to do a lot | de pequeño hacía mucho |

B: Helping others – Ayudando a otras personas

| | | |
|---|---------------------------|---------------------------------|
| 1 | I have the intention of | tengo la intención de |
| 2 | To give money | dar dinero |
| 3 | To work in a charity shop | trabajar en una tienda benéfica |
| 4 | To help others | ayudar a los demás |
| 5 | To work as a volunteer | trabajar de voluntario |
| 6 | To help the homeless | ayudar a los sin techo |

C: Celebrations - Celebraciones

| | | |
|----|--------------------------|------------------------|
| 1 | We celebrate a festival | celebramos un festival |
| 2 | It is celebrated | se celebra |
| 3 | We prepare a meal | preparamos una comida |
| 4 | We offer presents | ofrecemos regalos |
| 5 | We dance together | bailamos juntos |
| 6 | Traditional dress | vestidos tradicionales |
| 7 | We go to church | vamos a la iglesia |
| 8 | There are processions | hay desfiles |
| 9 | I celebrated my birthday | celebré mi cumpleaños |
| 10 | I participated in | participé en |
| 11 | I made a cake | hice una tarta |
| 12 | I wore a costume | llevé un disfraz |

Year 9 – Cycle 2 – Music

| | | |
|----|----------------|--|
| 1 | DAW | Digital Audio Workstation |
| 2 | Composition | The art of creating a piece of music |
| 3 | Mickey Mousing | When music fits precisely with a specific part of a film |
| 4 | Theme tune | An original piece of music composed for a film, repeated throughout the film |
| 5 | Sound effects | Sounds and noises used throughout a film that synchronise with the action |
| 6 | Leitmotif | A recurring musical idea (such as a melody, chord sequence or rhythm) which is associated with a particular idea, character or place |
| 7 | Soundtrack | All of the music used in a film, including songs, the film score and sound effects |
| 8 | Diegetic | Music that is part of the action that characters can hear |
| 9 | Non-diegetic | Music that the characters cannot hear but helps the audience |
| 10 | Consonant | Notes played together that sound nice |
| 11 | Dissonant | Notes played together that clash (sound bad) |
| 12 | Counter melody | Two or more independent melodies heard at the same time |

Year 9 – Cycle 2 – PE

A: Athletics - track disqualifications

| | | |
|---|-----------------|---|
| 1 | Kick | A final increase in speed that comes towards the end of a running event |
| 2 | Staggered start | Starting lines are spaced on the curve of a track to make sure athletes run the same distance, in races from 200m to 800m |
| 3 | Flight | The heat rounds for the field events where the top three qualify |
| 4 | Fosbury flop | A technique in high jump where the jumper goes over the bar headfirst with their back towards the bar |

B: Relay technique terminology

| | | |
|---|------------|--|
| 1 | Upsweep | When the incoming athlete passes the baton upwards into the receiving hand |
| 2 | Down-sweep | When the incoming athlete passes the baton downwards into the receiving hand |

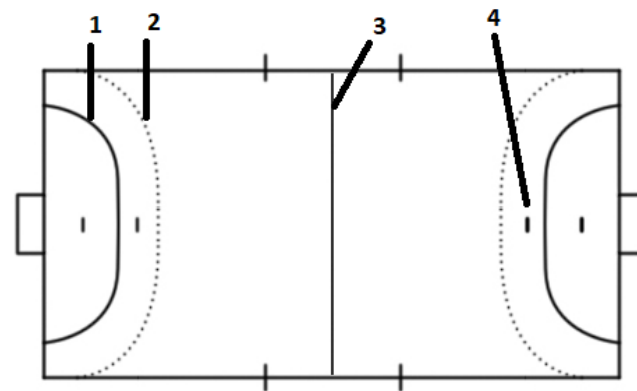
C: Handball - key terminology

| | | |
|---|-----------------|---|
| 1 | Free throw line | Nine-metre line that the players must leave before taking a free throw |
| 2 | Foot | A foul when a player touches the ball with their foot or shin |
| 3 | Walking | When a player takes more than three steps without dribbling or holds the ball for more than three seconds without bouncing, shooting or passing |

| | | |
|---|----------------|---|
| 4 | Six metre line | No handball player (other than the goalkeeper) is allowed in the goal area |
| 5 | Team shape | The formation of your team when in and out of possession of the ball |
| 6 | Pivot | This position plays most of the game along the six-metre line, forming a close partnership with the centre back |

D: Handball court lines

| | | |
|---|------------------|------------------|
| 1 | Six metre line | Six metre line |
| 2 | Nine metre line | Nine metre line |
| 3 | Halfway line | Halfway line |
| 4 | Seven metre line | Seven metre line |



Year 9 – Cycle 2 – PE

E: Badminton - key terminology

| | | |
|---|-------------------|---|
| 1 | Clear | A shot hit deep into the opponent's court |
| 2 | Passing shot | A shot which passes the opponent |
| 3 | Long service line | In singles, the back boundary line; the serve must not go past this line |
| 4 | Lob | A shot that is hit in a high arc, usually over the opponent's head |
| 5 | Alley | Side extension of the court on both sides, used for doubles play |
| 6 | Back alley | Area between the back-boundary line and the long service line for doubles |

F: Fitness - key terminology

| | | |
|---|----------------------|---|
| 1 | Progressive overload | Making training steadily harder to gradually improve fitness |
| 2 | Overtraining | Training too much, which can lead to injury and prevent improvement |
| 3 | Continuous training | Training for a minimum of 20 minutes without any rest breaks |
| 4 | Fartlek training | Training at different speeds and/or over different terrains |
| 5 | Frequency | How often you train |

6

Intensity

How hard you train

7

Time

How long you train for

8

Type

What training method you use

G: Football - key terminology

1

Indirect free kick

A free kick in which you can not directly score from

2

Counter-attack

Breaking forward at pace with the ball, towards the opposition's goal

3

High press

The team without the ball, moves to the attacking half of the pitch to apply pressure on the team with the ball

4

Zonal marking

A defensive strategy where the defenders cover an area of the pitch

5

Near post

The goalpost nearest the ball's current position

6

Sweeper

The 'free' player in defence who covers the marking defenders

Year 9 – Cycle 2 – PE

H: Basketball - Key terminology

| | | |
|---|------------------------|--|
| 1 | Shooting guard | Assists the point guard in dribbling the ball up the court and shoot effectively from a range of positions |
| 2 | Power forward | A tall player on the team whose key roles are to block shots, get rebounds and score from close to the hoop |
| 3 | Turnover | Occurs when a team loses possession of the ball to the opposing team |
| 4 | Zone defence | A defensive strategy requiring each player to mark a zone on the court rather than a player on the opposition's team |
| 5 | Screen | A blocking move by an offensive player standing close to a defender, to free the teammate with the ball |
| 6 | Eight second violation | The team has eight seconds to bring the ball over the half-way line, otherwise it is a turnover |

I: Table Tennis - Key terminology

| | | |
|---|-------|---|
| 1 | Chop | A defensive return of a topspin stroke played with backspin |
| 2 | Drive | A stroke played close to the table with your racket arm moving forward and slightly upwards in the direction that the ball is going to travel |

| | | |
|---|-----------|---|
| 3 | Drop shot | A shot which drops very short over the net on your opponent's side of the table |
| 4 | Heavy | Used to describe excessive spin |
| 5 | Deuce | A term used when the score is 10-10 |
| 6 | Smash | An aggressive shot hit with speed, often in response to a high bouncing return |

J: Cricket – Key terminology

| | | |
|---|-------------------------|---|
| 1 | Leg Before Wicket (LBW) | Dismissing the batsman if the ball hits any part of the batsman's body before the bat, when it would have gone on to hit the stumps |
| 2 | No ball | An illegal delivery usually because of the bowler overstepping the crease |
| 3 | Collapse | The loss of several wickets in a short space of time |
| 4 | Batting end | The end of the pitch at which the striker stands |
| 5 | Follow on | The team batting second, has a second inning if they don't have enough runs |
| 6 | Tail-ender | A batsman who bats towards the end of the batting order |

Year 9 – Cycle 2 – Religious Studies – Issues of Equality

| | | |
|----|---------------------|---|
| 1 | Equality | The state of being equal, especially in status, rights, or opportunities |
| 2 | Privilege | A special right, advantage, or immunity granted or available only to a particular person or group |
| 3 | Justice | Fairness; the principle that people receive that which they deserve |
| 4 | Diversity | Including or involving people from a range of different social and ethnic backgrounds |
| 5 | Persecution | Hostility and ill-treatment, especially because of race or political or religious beliefs |
| 6 | Status | Position or rank in relation to others |
| 7 | Liberation | The action of setting someone free from imprisonment, slavery, or oppression |
| 8 | Liberation theology | A movement in Catholic Christianity to address the problems of poverty and social injustice |
| 9 | Social change | Changing of the social order of a society |
| 10 | Feminism | The advocacy of women's rights on the basis of the equality of the sexes |
| 11 | LGBTQ | Terms that are used to describe a person's sexual orientation or gender identity |
| 12 | Disability | A physical or mental condition that limits a person's movements, senses, or activities |

Year 9 – Cycle 2 – Science

| | | |
|----|------------------------------------|--|
| 1 | Collision theory | Particles must collide each other with enough energy for a reaction to take place |
| 2 | Exothermic reaction | A chemical reaction that transfers energy to the surroundings (temperature increases) |
| 3 | Endothermic reaction | A chemical reaction that takes in energy from the surroundings (temperature decreases) |
| 4 | Activation energy | The minimum energy needed for particles to collide successfully |
| 5 | Thermal decomposition | A chemical reaction where a substance is broken down by heating |
| 6 | Skeleton | Provides a framework for support, enables movement, protects organs and produces blood |
| 7 | Antagonistic muscle pairs | When one muscle contracts, the other muscle relaxes |
| 8 | Aerobic respiration | Glucose + oxygen \rightarrow carbon dioxide + water |
| 9 | Anaerobic reaction in animals | Respiration in the absence of oxygen: glucose \rightarrow lactic acid |
| 10 | Anaerobic reaction in yeast/plants | Respiration in the absence of oxygen: glucose \rightarrow ethanol + carbon dioxide |
| 11 | Oxygen debt | The amount of oxygen required to remove lactic acid |
| 12 | Allele | Different version of the same gene (e.g: there are blue, green and brown alleles for eye color gene) |
| 13 | Homozygous | When the alleles are the same for a characteristic (e.g: BB or bb) |
| 14 | Heterozygous | When the alleles are different for a characteristic (e.g: Bb) |
| 15 | Clone | An organism that is genetically identical to another organism |